




LITHIUM-ION RECHARGEABLE BATTERY

PRODUCT DATA SHEET
MODEL INR-21700-M50A

CELL CHARACTERISTICS

Capacity	Typical	5000 mAh 18.0 Wh
	Minimum	4800 mAh 17.3 Wh
Cell Voltage	Nominal	3.6 V
	Charge	4.2 V
	Discharge	2.5 V
Charge Current	Standard	2.5 A
Charge Time	Standard	2.7 hr
Discharge Current	Continuous	15 A
Temperature	Charge	0°C to 45°C
	Discharge	-30°C to 60°C
Energy Density	Volumetric	704 Wh/l
	Gravimetric	269 Wh/kg
Typical Impedance	AC (1 KHz)	15 mΩ
	DC (10A/10s)	25 mΩ

PHYSICAL CHARACTERISTICS

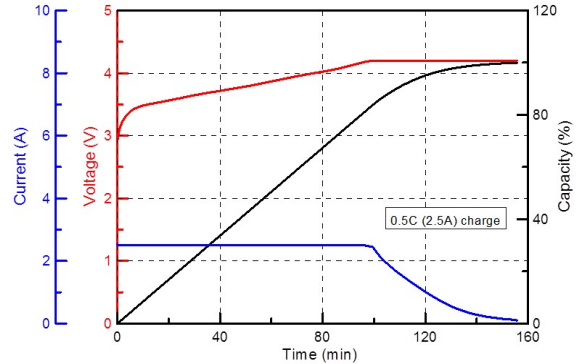


Shape	Cylindrical
Can	Steel
Diameter	21.7 mm (Max)
Height	70.2 mm (Max)
Weight	70 g (Max)

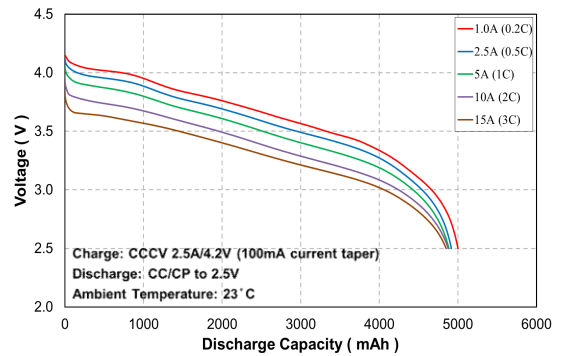
The information contained herein is for reference only and does not imply a performance guarantee or a product warranty. Specifications and characteristics are subject to change without prior notice.

For application specific information, please contact E-One Moli Energy Sales and Applications or the nearest MOLICEL® recognized agent.

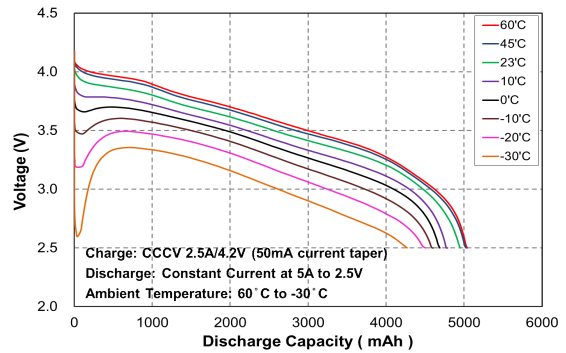
Charge Characteristics



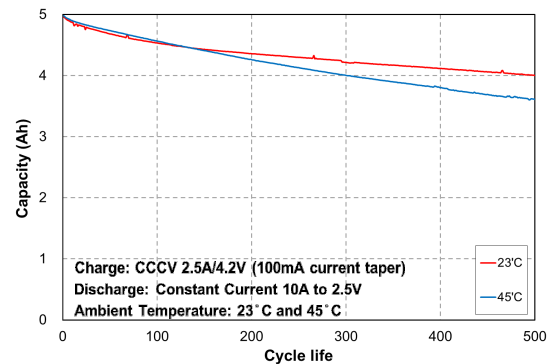
Discharge Rate Characteristics



Discharge Temperature Characteristics



Cycle Characteristics



Taiwan Facility
10 Dali 2nd Rd., Shan-Hwa,
Tainan City, Taiwan, R.O.C.
Tel: 886-6-505-0666
Fax: 886-6-505-0777
mailto:service@molicel.com
http://www.molicel.com

Canada Facility
20 000 Stewart Crescent
Maple Ridge, BC, Canada, V2X 9E7
Tel: 1-604-466-6654
Fax: 1-604-466-6600
mailto:molicel@molicel.com
http://www.molicel.com

Headquarters
10F, 113, Sec.2, Zhung Shan N Rd.,
Taipei, Taiwan, R.O.C.
Tel: 886-2-2567-3500
Fax: 886-2-2567-6500